

Technical Data Sheet

KBX0904

Two Component Instant Adhesive

Description

KBX0904 is a two part instant adhesive with excellent bonding properties to a very broad range of materials and surfaces with an excellent gap filling capacity.

KBX0904 is a two part, cyanoacrylate formulation which has a gel time of 4 minutes and forms a strong, tough and durable polymer within 10 minutes.

In addition to excellent adhesion to most plastics, elastomers and metals, this product has a very low volumetric shrinkage and is machinable and paintable.

The gel viscosity of KBX0904 allows for easy bonding of porous and irregular surfaces and allows for application in any orientation.

Technical Features

Technology:	Cyanoacrylate
Chemical Type:	Ethyl
State:	Gel
Appearance - Part A:	Transparent
Appearance - Part B:	Cream
Viscosity:	Thixotropic Gel
Cure System:	By Mixing

Typical Properties of Uncured Material

PART A	
Specific gravity ¹ :	1.09
Viscosity ² :	100,000 - 195, 000 cPs
PART B	
Specific gravity ¹ :	1.17
Viscosity ² :	80,000 - 110, 000 cPs

¹ Measured @ 25 °C

² Brookfield RVT, Spindle 14, speed 1.5 rpm @ 25 °C

PART A + PART B - MIXED

Open time ¹ :	4 - 8 minutes
Working time ¹ :	5 - 10 minutes
Working Time in Static Mixer ¹ :	Up to 120 minutes
Glass Transition Temperature:	87.2 T _g (°C)
Durometer:	56 Shore D

¹ Measured @ 25 °C

Typical Curing Performance

Under normal conditions, atmospheric and substrate moisture initiates the curing process.

Full functional strength is developed in a relatively short time, however the product will require curing for at least 24 hours before full chemical resistance is developed.

Fixture Times

Fixture time is the time at which an adhesive bond (250 mm²) is capable of supporting a 3 kg load for 10 seconds.

The fixture time will depend on the substrate.

The table below shows the fixture time for different substrates using lap shears.

Cured for 24 Hr @ 22 °C

	Time (s)
Pine Wood:	45 - 75
Beech Wood:	15 - 30
ABS:	30 - 60
Polycarbonate:	15 - 45
Aluminium A5754:	5 - 20
Mild Steel	15 - 45



CHEMENCE®
THE CHEMISTRY OF EXCELLENCE™
www.chemence.com

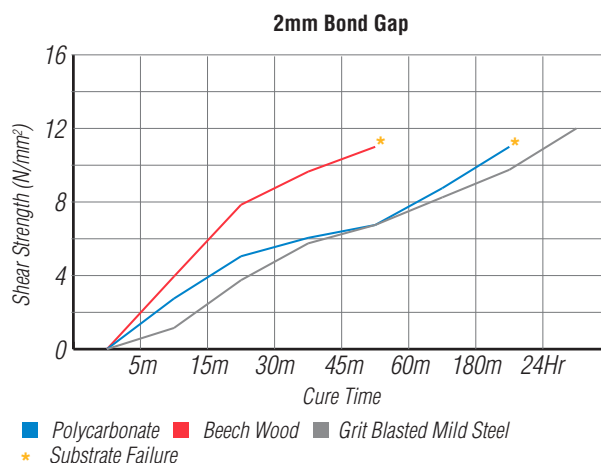
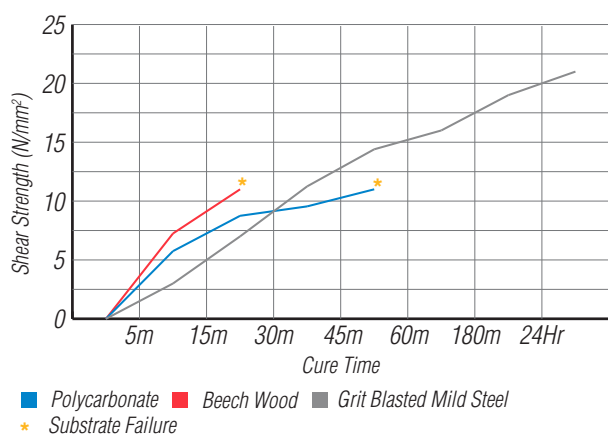
Technical Data Sheet

KBX0904

Two Component Instant Adhesive

Cure Speed vs. Substrate

The rate and strength of cure will depend on the substrate used. The graph below shows the tensile shear strength developed with time on different materials and tested according to ISO 4587.



Tensile Shear Strength

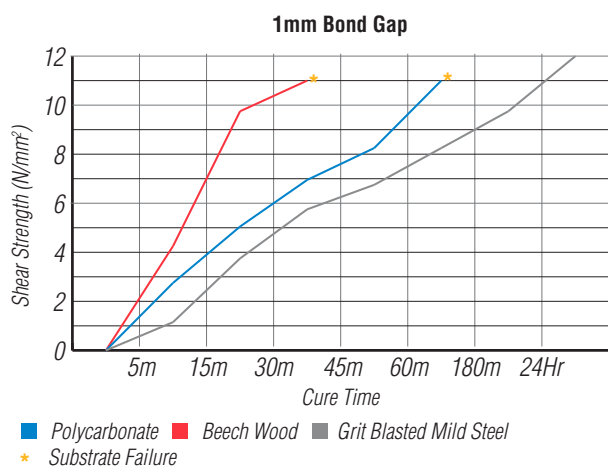
The tensile shear strength will depend on the substrate. The Table below shows the shear strength for different substrates using lap shears with no gap, according to ISO 4587.

	Strength (N/mm ²)
Pine Wood:	10*
Beech Wood:	11*
ABS:	9 - 10*
Polycarbonate:	10 - 11*
Aluminium A5754:	3 - 7
Mild Steel	17 - 20

* Substrate Failure

Tensile Shear Strength vs. Bond Gap

The rate and strength of cure will depend on the bondline thickness. The following graph shows the shear strength developed with time on: Grit Blasted Mild Steel, Beech Wood and Polycarbonate lap shears at different controlled gaps and tested according to test method ISO 4587.



Storage

Store in a cool area out of direct sunlight. Refrigeration to 5 °C will give optimal stability.

Shelf Life

12 months stored at 5 °C in original unopened containers.



CHEMENCE®
THE CHEMISTRY OF EXCELLENCE™
www.chemence.com

Technical Data Sheet

KBX0904

Two Component Instant Adhesive

Instructions for Use

Ensure parts are clean, dry and free from oil and grease.

Dispense small amount of adhesive from cartridge to ensure both sides are flowing. Attach appropriate mix nozzle. Dispense approximately one nozzle worth of product to ensure adequate mixing.

Apply the material on one of the two surfaces and assemble the two parts within 1 minute.

After uniting the substrates, 15-30 seconds are available for repositioning depending on the substrate.

Press the two parts together firmly for around 30 seconds. After releasing the pressure, wait 5 minutes before handling strength is achieved, 10 minutes for a fully cured material and 24hr for full strength.

To prevent product from polymerising inside the mixer, express a little product through the mixer at least every two minutes. This will help avoid excessive need to replace the mixer nozzles.

General Information

For safe handling of this product consult the Safety Data Sheet.

Cyanoacrylate bonds skin and eyes in seconds. Keep out of the reach of children.

Limitations

This product is not recommended for use in pure oxygen and / or oxygen rich systems and should not be selected as a sealant for chlorine or other strong oxidizing materials.

Notes

The data contained in this data sheet may be reported as typical value and / or range. Values are based on actual test data and are verified on a regular basis.

Disclaimer

Information presented herein has been compiled from sources considered to be accurate and reliable, but is not guaranteed to be so. Nothing herein shall be considered as recommending practices or products in violation of any patent, law or regulation. It is the user's responsibility to determine the suitability of any material for a specific purpose and to adopt such safety precautions as may be necessary.

WE MAKE NO WARRANTIES REGARDING THE PRODUCTS AND DISCLAIM ALL EXPRESS OR IMPLIED WARRANTIES, INCLUDING ANY WARRANTY OF MERCHANTABILITY OR FITNESS FOR A PARTICULAR PURPOSE.